

Five-Finger Patterns and Chords

by Gilbert DeBenedetti

Table of Contents

I and two-note dominant seventh chords	2
Three-note seventh chords; the IV chord	3
Towards all 24 keys	4
Diagrams of five-finger patterns in major	6

Introduction

Five-Finger Patterns and Chords is what you need to play in all 24 major and minor keys. Whether you want to play pieces in unusual keys, play better by ear, or accompany a choir or vocalist, these exercises belong on your piano. In these pages you find the right notes without the benefit of reading music. Instead you use:

- the visual patterns on the last page
- your aural recognition when the exercises "sounds right,"
- your understanding of half-steps and whole-steps, and
- the tactile feel of the keyboard in your hands

Thus, you will transpose exercises from C to other the keys in a systematic and logical order. Already having the facility in your fingers and the patterns in your mind, you will be able to read in unfamiliar keys fluently, and you will gain the skills you need to play by ear with confidence.

Five-Finger Patterns and Chords
is available on line,
along with *FREE* piano music at:
www.gmajormusictheory.org



I and 2-note V7 chords

Always play with both hands and on finger tips. Keep your fingers rounded.
 Play in the keys which appear next to each exercise number.
 Lower case letters refer to minor keys.
 Always name the chords out loud.
 Consult the keyboards on page 6 for the five-finger patterns in each key.
 New material is circled.



1. C "C," named after bottom note

(Musical notation: Treble clef, C major scale, C chord circled)

2. C, (c) Lower the third note a half-step in minor. "C minor" when E is lowered

(Musical notation: Treble clef, C major scale, C minor chord circled)

3. C, c Remember to name the chords out loud. "G7th," named after the top note

(Musical notation: Treble clef, C major scale, G7 chord circled)

4. C, (F, G) Consult the five finger patterns for new keys on page 6.

(Musical notation: Treble clef, C major scale, F and G chords circled)

5. C, c, F, (f), G, (g) Always play on finger tips.

(Musical notation: Treble clef, C major scale, F and G chords circled)

6. C, c, F, f, G, g (Staccato)

(Musical notation: Treble clef, C major scale, F and G chords circled, notes marked staccato)

7. C, (D), F, G, (A) Legato

(Musical notation: Treble clef, C major scale, D, F, and A chords circled, notes marked legato)

8. D, (d), A, (a) Always name the chords out loud.

(Musical notation: Treble clef, D major scale, D and A chords circled)

9. c, d, f, g, a

(Musical notation: Treble clef, D minor scale, D minor chord circled)

Three-note seventh chords; the IV chord

10. C, D, F, G, A

11. c, d, f, g, a

12. C, c, D, d, **(E, e)**

13. E, e, F, f, G, g, A, a

14. C, F. Inverting chords. Play hands separately

15. C, D, E, G

16. C, D, E, F, G, A Be able to say Roman numerals as well as chord letters

17. c, d, e, f, g, a

Towards all 24 keys

18. C, D, E, F, G, A Remember to play on finger tips



19. c, d, e, f, g, a Remember to name the chords



20. C, D, E, F, G, A, (B) I and V7 only in B



21. G, g, A, a, B, (b)



22. C, D, E, F, G, A, (B) Now include IV in B



23. c, d, e, f, g, a, b



24. (D^b, E^b, A^b)



25. D^b, E^b, A^b. (Include V7)



26. C, D \flat , E \flat , E, F, (F \sharp) G, A \flat , A, B



27. D \flat , (c \sharp), E \flat , (d \sharp), A \flat , (g \sharp)



28. C, c, D \flat , c \sharp , D, d, E \flat , d \sharp , E, e, F, f
Exercises 28 and 29 complete the series of 24 keys



29. F \sharp , (f \sharp), G, g, A \flat , g \sharp , A, a, (B \flat , b \flat) B, b



30. C, D, E, F, G, A, B




31. C, D \flat , D, E \flat , E, F, F \sharp , G, A \flat , A, B \flat , B
Exercises 31 and 32 review the complete series of 24 keys




32. c, c \sharp , d, d \sharp , e, f, f \sharp , g, g \sharp , a, b \flat , b



33. In all major keys



Five-Finger Patterns and Chords
is available on line,
along with *FREE* piano music at:
www.gmajormusictheory.org



FIVE FINGER PATTERNS, MAJOR KEYS *



C



C#/D \flat



D



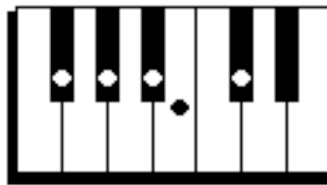
E \flat



E



F



F#/G \flat



G



A \flat



A



B \flat



B

*from: Piano syllabus of the Illinois State Music Teachers Association

Five-Finger Patterns and Chords
 is available on line,
 along with *FREE* piano music at:
www.gmajormusictheory.org

